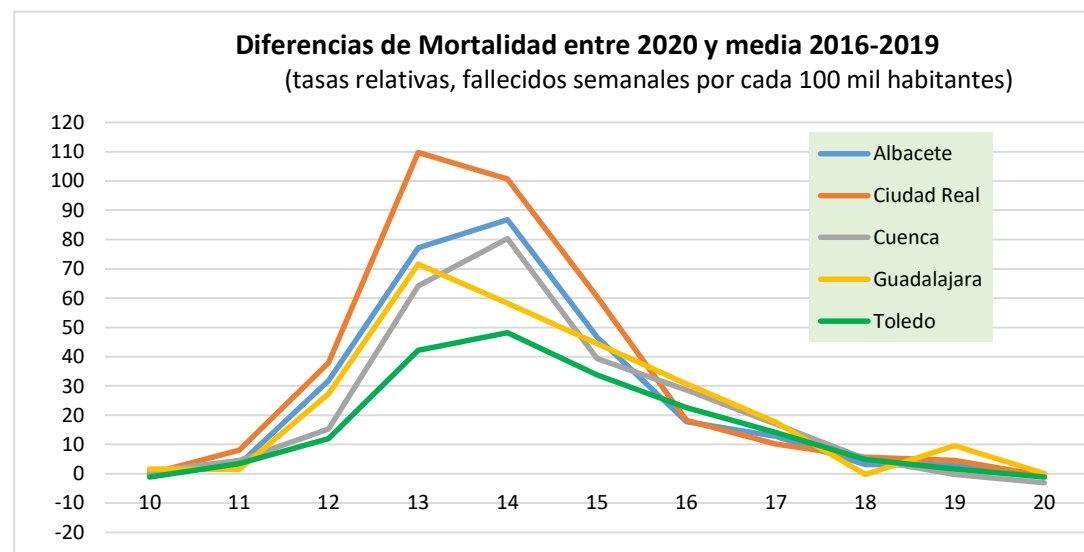
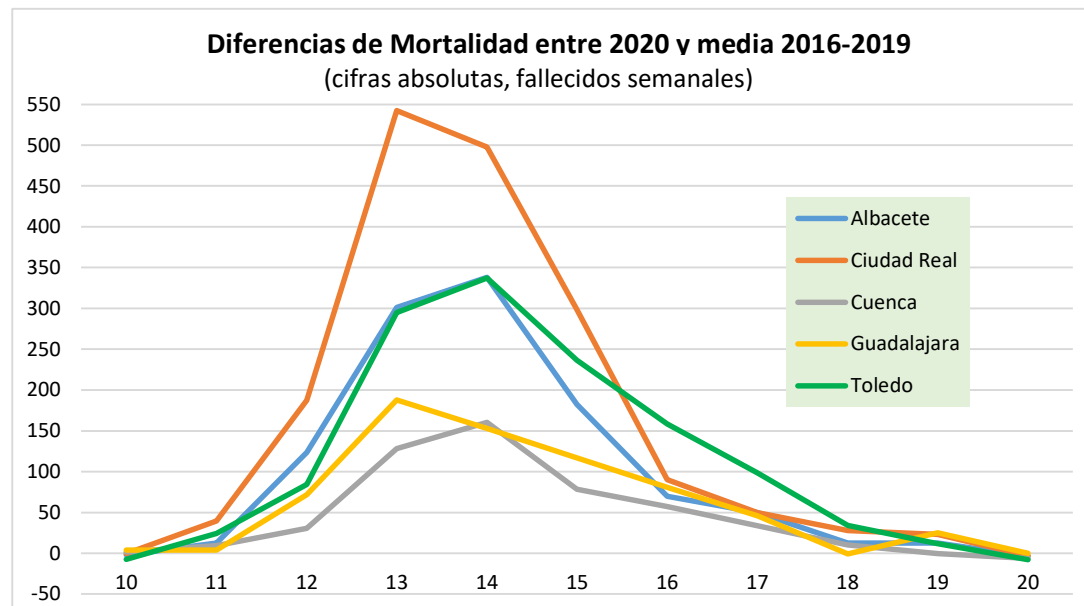


EXCESO DE MORTALIDAD EN CASTILLA-LA MANCHA

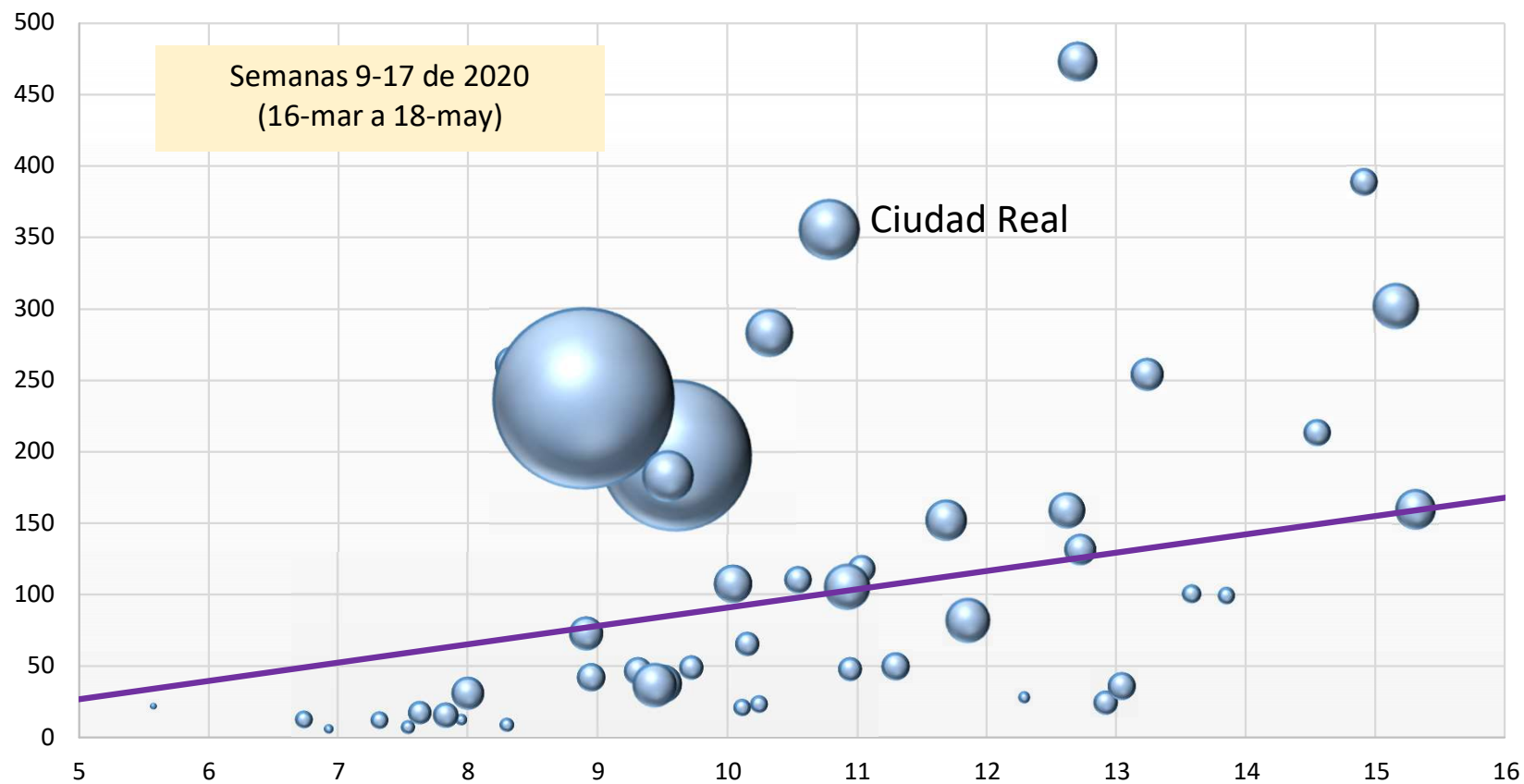
| Autonomía Castilla-La Mancha | | | | | | |
|------------------------------|-------------|-------------|------------|-------------|-------------|-------------|
| CIFRAS ABSOLUTAS: MUERTES | | | | | | |
| Exceso Nº Semana | Provincias | | | | | |
| | Albacete | Ciudad Real | Cuenca | Guadalajara | Toledo | CLM |
| 10 | -2 | -1 | 2 | 4 | -7 | -4 |
| 11 | 13 | 40 | 9 | 4 | 25 | 90 |
| 12 | 124 | 188 | 31 | 72 | 84 | 498 |
| 13 | 301 | 543 | 128 | 188 | 295 | 1455 |
| 14 | 338 | 498 | 161 | 153 | 337 | 1487 |
| 15 | 182 | 299 | 79 | 117 | 237 | 913 |
| 16 | 70 | 90 | 57 | 81 | 159 | 456 |
| 17 | 50 | 50 | 34 | 46 | 98 | 278 |
| 18 | 13 | 28 | 10 | -1 | 34 | 84 |
| 19 | 12 | 23 | -1 | 25 | 12 | 72 |
| 20 | -4 | -3 | -6 | 0 | -8 | -21 |
| CLM | 1097 | 1753 | 503 | 688 | 1265 | 5306 |

| Autonomía Castilla-La Mancha | | | | | | |
|---|---------------|---------------|---------------|---------------|---------------|---------------|
| CIFRAS RELATIVAS: TASA DE MORTALIDAD POR 100 MIL HAB. | | | | | | |
| Exceso 100k Nº Semana | Provincias | | | | | |
| | Albacete | Ciudad Real | Cuenca | Guadalajara | Toledo | CLM |
| 10 | -0.51 | -0.10 | 0.75 | 1.52 | -1.04 | -0.21 |
| 11 | 3.27 | 8.04 | 4.63 | 1.43 | 3.50 | 4.40 |
| 12 | 31.74 | 37.95 | 15.26 | 27.34 | 12.05 | 24.34 |
| 13 | 77.28 | 109.79 | 64.18 | 71.65 | 42.19 | 71.14 |
| 14 | 86.77 | 100.73 | 80.32 | 58.21 | 48.23 | 72.68 |
| 15 | 46.75 | 60.41 | 39.28 | 44.49 | 33.82 | 44.61 |
| 16 | 17.83 | 18.21 | 28.65 | 30.77 | 22.67 | 22.29 |
| 17 | 12.76 | 10.12 | 16.89 | 17.53 | 14.05 | 13.58 |
| 18 | 3.21 | 5.62 | 5.13 | -0.29 | 4.90 | 4.11 |
| 19 | 3.14 | 4.65 | -0.25 | 9.62 | 1.64 | 3.50 |
| 20 | -0.96 | -0.66 | -3.13 | 0.00 | -1.11 | -1.03 |
| Suma | 281.28 | 354.77 | 251.72 | 262.29 | 180.92 | 259.40 |



Análisis de la relación entre envejecimiento y mortalidad por COVID19

% más de 74 años vs exceso muertes 2020 por 100 mil hab.



envejecimiento: % de población con más de 74 años (cifras provisionales a fecha 1-enero-2020, fuente: INE)

mortalidad: exceso de muertes 2020 respecto media de 4 años anteriores, tasa por 100 mil habitantes

ámbito: España, provincias y ciudades autónomas

fuentes: INE (https://www.ine.es/covid/covid_inicio.htm)

francisco.ruizg@uclm.es

EXCESO DE MORTALIDAD EN SEMANAS 11-19 (16mar-18may)

| Provincia | cp | Autonomía | 2020 | 4 anteriores | Población | diferencia | tasa_100k |
|------------------------|--------------|--------------------|---------------|--------------|-----------------|---------------|---------------|
| Segovia | 40 | Castilla y León | 1030 | 300 | 154228 | +730 | 473.33 |
| Soria | 42 | Castilla y León | 545 | 195 | 89912 | +350 | 388.99 |
| Ciudad Real | 13 | Castilla-La Mancha | 2643 | 886 | 494128 | +1757 | 355.53 |
| Salamanca | 37 | Castilla y León | 1680 | 680 | 331048 | +1000 | 302.07 |
| Albacete | 02 | Castilla-La Mancha | 1753 | 651 | 389830 | +1102 | 282.75 |
| Guadalajara | 19 | Castilla-La Mancha | 1025 | 341 | 262403 | +684 | 260.76 |
| Cuenca | 16 | Castilla-La Mancha | 931 | 423 | 199828 | +508 | 254.09 |
| Madrid | 28 | Madrid | 23896 | 7891 | 6747425 | +16005 | 237.20 |
| Ávila | 05 | Castilla y León | 706 | 367 | 158930 | +339 | 213.30 |
| Barcelona | 08 | Cataluña | 19160 | 8035 | 5635043 | +11125 | 197.42 |
| Toledo | 45 | Castilla-La Mancha | 2319 | 1039 | 699195 | +1280 | 183.07 |
| León | 24 | Castilla y León | 1815 | 1082 | 459141 | +734 | 159.75 |
| Cáceres | 10 | Extremadura | 1424 | 803 | 390986 | +622 | 158.96 |
| Valladolid | 47 | Castilla y León | 1615 | 822 | 520716 | +793 | 152.24 |
| Burgos | 09 | Castilla y León | 1152 | 683 | 355777 | +469 | 131.89 |
| Rioja, La | 26 | Rioja, La | 912 | 540 | 315926 | +372 | 117.75 |
| Araba/Álava | 01 | País Vasco | 829 | 466 | 329857 | +364 | 110.20 |
| Navarra | 31 | Navarra | 1683 | 978 | 656487 | +705 | 107.35 |
| Zaragoza | 50 | Aragón | 2647 | 1621 | 976498 | +1026 | 105.04 |
| Nacional | Total | ESPAÑA | 119606 | 71542 | 47329981 | +48064 | 101.55 |
| Palencia | 34 | Castilla y León | 529 | 368 | 159846 | +161 | 100.88 |
| Teruel | 44 | Aragón | 429 | 296 | 133291 | +133 | 99.59 |
| Bizkaia | 48 | País Vasco | 2977 | 2041 | 1142923 | +936 | 81.90 |
| Zamora | 49 | Castilla y León | 611 | 478 | 171630 | +133 | 77.49 |
| Girona | 17 | Cataluña | 1625 | 1066 | 767119 | +559 | 72.87 |
| Lleida | 25 | Cataluña | 997 | 712 | 435607 | +285 | 65.48 |
| Gipuzkoa | 20 | País Vasco | 1528 | 1170 | 716530 | +359 | 50.03 |
| Castellón/Castelló | 12 | Com. Valenciana | 1166 | 884 | 574900 | +282 | 49.05 |
| Cantabria | 39 | Cantabria | 1292 | 1013 | 582357 | +279 | 47.87 |
| Tarragona | 43 | Cataluña | 1585 | 1205 | 814300 | +380 | 46.67 |
| Granada | 18 | Andalucía | 1794 | 1404 | 925059 | +390 | 42.13 |
| Ourense | 32 | Galicia | 965 | 843 | 306802 | +123 | 39.93 |
| Alicante/Alacant | 03 | Com. Valenciana | 3390 | 2680 | 1885214 | +710 | 37.65 |
| Valencia/València | 46 | Com. Valenciana | 4895 | 3955 | 2568536 | +941 | 36.62 |
| Asturias | 33 | Asturias | 2588 | 2221 | 1018775 | +367 | 36.00 |
| Málaga | 29 | Andalucía | 2751 | 2228 | 1683271 | +523 | 31.09 |
| Huesca | 22 | Aragón | 484 | 422 | 220657 | +62 | 28.10 |
| Coruña, A | 15 | Galicia | 2517 | 2241 | 1123480 | +276 | 24.54 |
| Jaén | 23 | Andalucía | 1303 | 1155 | 628841 | +149 | 23.61 |
| Ceuta | 51 | Ceuta | 104 | 86 | 84032 | +19 | 22.02 |
| Badajoz | 06 | Extremadura | 1340 | 1198 | 670782 | +142 | 21.21 |
| Murcia | 30 | Murcia | 2194 | 1930 | 1504607 | +265 | 17.58 |
| Sevilla | 41 | Andalucía | 2998 | 2688 | 1957197 | +310 | 15.84 |
| Palmas, Las | 35 | Canarias | 1462 | 1313 | 1151352 | +149 | 12.96 |
| Huelva | 21 | Andalucía | 830 | 763 | 528059 | +67 | 12.69 |
| Balears, Illes | 07 | Baleras, Illes | 1594 | 1444 | 1210750 | +150 | 12.39 |
| Santa Cruz de Tenerife | 38 | Canarias | 1484 | 1385 | 1085958 | +99 | 9.14 |
| Cádiz | 11 | Andalucía | 1816 | 1722 | 1254628 | +94 | 7.47 |
| Lugo | 27 | Galicia | 897 | 877 | 328153 | +21 | 6.25 |
| Almería | 04 | Andalucía | 936 | 892 | 715406 | +45 | 6.22 |
| Pontevedra | 36 | Galicia | 1610 | 1639 | 943809 | -29 | -3.05 |
| Melilla | 52 | Melilla | 67 | 86 | 84496 | -19 | -22.19 |
| Córdoba | 14 | Andalucía | 1082 | 1339 | 784256 | -257 | -32.71 |